



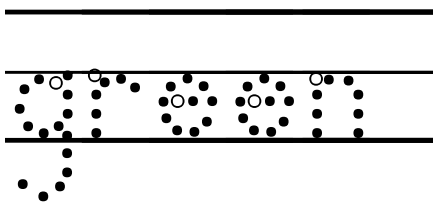
brown  
green  
orange  
purple  
red  
yellow

# The Color of Vegetables

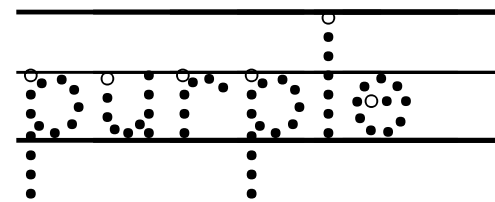




Peas are green.  
Color the peas.

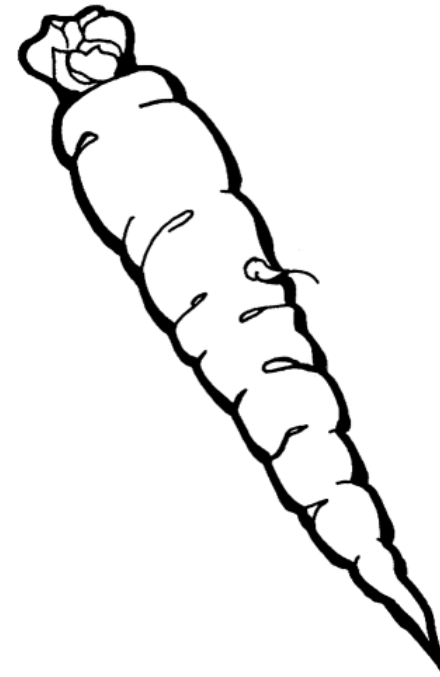
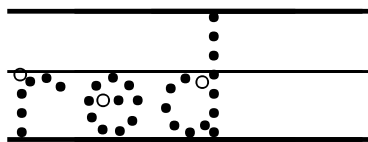


Some cabbage is purple.  
Color the cabbage.

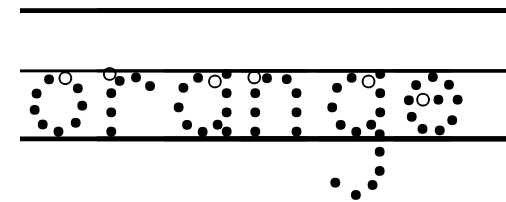





Some radishes are red.  
Color the radish.

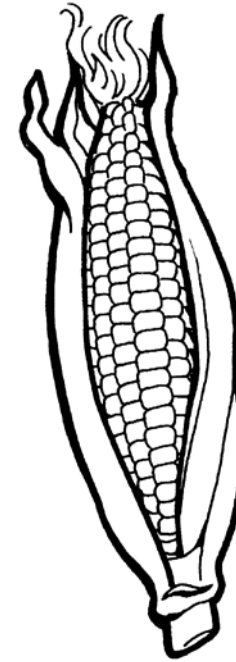
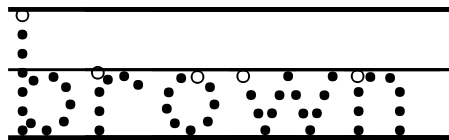


A carrot is orange.  
Color the carrot.

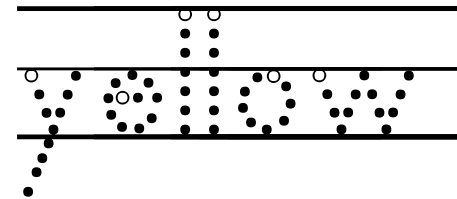




This potato is brown.  
Color the potato.



Some is yellow.  
Color the corn.



## Assembly instructions.

- A. Print all pages.
- B. Fold each page in half with blank sides facing each other (pictures out).
- C. Insert the three inner pages inside the cover (folded edge to the outside, open edges fit directly into the crease or fold of the cover).
- D. Staple approximately  $\frac{1}{4}$  inch from the left side of the front cover.  
Note: If you prefer not to staple, use a hole punch and string to secure the inside pages to the cover.