


# Engine to Caboose

An activity for targeting alveolar to velar movement in  
CVC words



## Who is Engine to Caboose For?

This activity is intended for children who have difficulty with alveolar to velar movement in CVC words. For instance, these children may be able to produce /d/ in the word “dad;” however, when they are producing the word “dog” they assimilate the /d/ to a /g/ so it sounds like “gog!” Engine to Caboose uses a train analogy as visual for where /t/ and /d/ (front) and /k/ and /g/ (back) are placed in the mouth.

## What Inside?

2 Pages of visuals illustrating the placement of  
/t/, /d/, /k/, and /g/

10 Pages of alveolar-velar CVC words using the visual of moving  
from front to back

10 Flashcards of alveolar-velar CVC words

## CVC alveolar to velar words

dog

duck

dig

Doug

deck

tick

take

tuck

tug


tag

When /t/ and /k/ ride in the train together, /t/ likes to sit in the front of the train and /k/ likes to sit in the back.

/t/

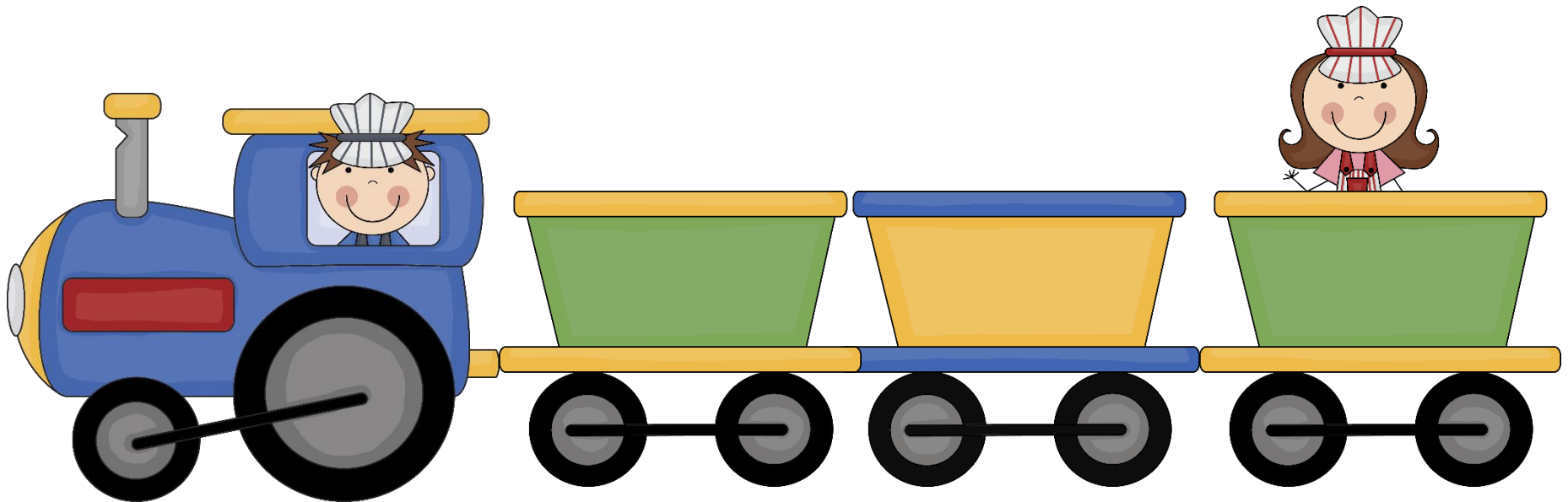



/k/



When /d/ and /g/ ride in the train together, /d/ likes to sit in the front of the train and /g/ likes to sit in the back.

/d/ → /g/






/d

o

g/







/d

^

k/







/d

I

g/









Hi, my name is Doug.

/d

^

g/







/d

ε

k/







/t

I

k/







/t

e

k







/t

^

k/







/t

^

g/







/t

æ

g/



Dog




Duck






# Dig




# Doug




Hi, my  
name is  
Doug.

# Deck



# Tick



# Take



# Tuck (in)



Tug (boat)



Tag



# Credits

Graphics From:

[www.mycutegraphics.com](http://www.mycutegraphics.com)

[www.scrappindoodles.com](http://www.scrappindoodles.com)

[www.etsy.com/shop/ClipArtopia](http://www.etsy.com/shop/ClipArtopia)

Fonts From:

CC Fonts by Cara Carroll

<http://www.teacherspayteachers.com/Store/Cara-Carroll>