




Thank you for purchasing my product! I really hope that you and your students love it! If you were interested in this product, you might also be interested in these products.



Visit my social media sites for freebies, ideas, giveaways and more!



## Directions

- 1) Cut out all flip book pages (pages 4-13). There should be 13 pages total after they are cut apart (12 Phase pages and one cover page).
- 2) Have the students color their cover page.
- 3) Lay the Phase 12 page on the table. Then place the Phase 11 page on top of it. Line up the top of the pages, so that the 'Phase 12' wording shows at the bottom.
- 4) Then, lay the Phase 10 page on top of Phase 11 and so on.
- 5) After Phase 1 is on top of all the other pages, place the cover on top.
- 6) Staple the top of the flip book (staple horizontally), so that it creates a flip book.
- 7) Have the students take the flip books home along with the parent note (page 3).

\* When students bring back one of their flip book pages, I usually give them a sticker. You can come up with your own way of motivating your students to bring the completed pages back to school.

Dear Parent(s)/Guardian(s),

I currently am working with your child to help him/her correctly produce the \_\_\_\_\_ sound. It is so important that you also work with your child at home. Children who continue to practice their sounds at home (and not just in the speech room) tend to make significantly more progress. In order to help you and your child practice, I am sending home an Articulation Homework Flip Book. Here is how it works.

- 1) Hang the flip book in a prominent spot in your home. For example, the refrigerator or your child's bedroom door.
- 2) Start with Phase 1 and complete the directions. Each time, your child completes the directions on the page, he/she can check off one of the 15 boxes.
- 3) Once all of the boxes on Phase 1 are checked off, rip off that page and send it back to school (I want to see your child's progress)!
- 4) Continue this process until your child completes all 12 phases! If all of these phases are completed, your child should be correctly producing this sound!

\*Continue to practice the current phase until your child makes less than 2 mistakes (even if all the boxes are checked off). Once your child can CONSISTENTLY complete the entire phase with less than 2 mistakes, you can rip off that phase.

\* Make a goal of doing this homework 3-4 times per week. Try to check off all 15 boxes within 1 month! It should only take around 5 minutes, but every little bit helps!

Thank you for your help!

Sincerely,

## Initial /TH/ Sound

Say the TH sound by placing your tongue between your teeth and blow air out.

### Each Day

1. Make the /TH/ Sound 5 times.
2. If produced correctly, say the following syllables 3 times each.  
THAW (Thaw), THEE (Think), The (Theft), THIE (Thigh), THI (Thin), THO  
(Thorn), THU (Thunder)

Each time all of the above are CORRECTLY completed, put an X in a box!

--	--	--	--	--	--	--	--	--	--	--	--	--	--	--

when all the boxes are checked, tear off this page and bring it in to your speech therapist!

## PHASE 1

## Initial /TH/ Sound

### Each Day

1. Say each phrase 1 time.  
The theater, His therapist, Will thicken, Am thinking, I'm  
thirty, It's thorny, A thoughtful, Sharp thumbtack

2. If produced correctly, say the following phrases 2 times each.  
It's a thousand, Has a theory, On the thimble, She is  
thirteen, Has a thermal, Hear the thunder, It will thaw,  
Have a thigh

Each time all of the above are CORRECTLY completed, put an X in a box!

--	--	--	--	--	--	--	--	--	--	--	--	--	--	--

when all the boxes are checked, tear off this page and bring it in to your speech therapist!

\*Do not tear off until all of the above can be correctly produced with less than 2 errors\*

## PHASE 5

# Initial /TH/ Sound

## Each Day

1. Say each syllable 2 times.

THAW (Thaw), THEE (Think), The (Theft), THIE (Thigh), THI (Thin), THO (Thorn), THU (Thunder)

2. If produced correctly, say the following words 3 times each.

Thaw, Think, Theft, Thigh, Thin, Thorn, Thunder

Each time all of the above are CORRECTLY completed, put an X in a box!

--	--	--	--	--	--	--	--	--	--	--	--	--	--	--

when all the boxes are checked, tear off this page and bring it in to your speech therapist!

# PHASE 2

# Initial /TH/ Sound

## Each Day

1. Say each word 1 time.

Theater, Therapist, Thicken, Thinking, Thirty, Thorny, Thoughtful, Thumbtack

2. If produced correctly, say the following phrases 2 times each.

The theater, His therapist, Will thicken, Am thinking, I'm thirty, It's thorny, A thoughtful, Sharp thumbtack

Each time all of the above are CORRECTLY completed, put an X in a box!

--	--	--	--	--	--	--	--	--	--	--	--	--	--	--

when all the boxes are checked, tear off this page and bring it in to your speech therapist!

\*Do not tear off until all of the above can be correctly produced with less than 2 errors\*

# PHASE 4

# ARTICULATION HOMEWORK

## Initial /TH/ Sound

### Each Day

1. Say each word 1 time.

Thaw, Think, Theft, Thigh, Thin, Thorn, Thunder

2. If produced correctly, say the following words 3 times each.

Theater, Therapist, Thicken, Thinking, Thirty, Thorny,  
Thoughtful, Thumbtack

Each time all of the above are CORRECTLY completed, put an X in a box!

--	--	--	--	--	--	--	--	--	--	--	--	--	--	--

when all the boxes are checked, tear off this page and bring it in to your speech therapist!

\*Do not tear off until all of the above can be correctly produced with less than 2 errors\*

# PHASE 3

# Initial /TH/ Sound

## Each Day

1. Say each phrase 1 time.

It's a thousand, Has a theory, On the thimble, She is thirteen, Has a thermal, Hear the thunder, It will thaw, Have a thigh

2. If produced correctly, say the following sentences 1 time each.

The sandwich was thick, The rose was full of thorns, It will be on Thursday, I heard the thunder, She was so thoughtful, I went to the theater, Please check the thermometer

Each time all of the above are CORRECTLY completed, put an X in a box!

--	--	--	--	--	--	--	--	--	--	--	--	--	--	--

when all the boxes are checked, tear off this page and bring it in to your speech therapist!

\*Do not tear off until all of the above can be correctly produced with less than 2 errors\*

# PHASE 6

# Initial /TH/ Sound

## Each Day

1. Say each sentence 1 time.

The sandwich was thick, The rose was full of thorns, It will be on Thursday, I heard the thunder, She was so thoughtful, I went to the theater, Please check the thermometer

2. Listen to your /TH/ sounds while you are talking during the day. Correct your /TH/ sounds 3 times today.

Each time all of the above are CORRECTLY completed, put an X in a box!

--	--	--	--	--	--	--	--	--	--	--	--	--	--	--

when all the boxes are checked, tear off this page and bring it in to your speech therapist!

\*Do not tear off until all of the above can be correctly produced with less than 2 errors\*

# PHASE 7



# Final /TH/ Sound

## Each Day

1. Listen to your beginning /TH/ sounds while you are talking during the day. Correct your beginning /TH/ sounds 3 times today.

2. If you correct your /TH/ sound 3 times today, say each of the following words 3 times.

Bath, Moth, Tooth, Both, Eighth, Teeth, South, North, Breath

Each time all of the above are CORRECTLY completed, put an X in a box!

--	--	--	--	--	--	--	--	--	--	--	--	--	--	--

when all the boxes are checked, tear off this page and bring it in to your speech therapist!

\*Do not tear off until all of the above can be correctly produced with less than 2 errors\*

# PHASE 8

# Final /TH/ Sound

## Each Day

1. Say each word 1 time.

Bath, Moth, Tooth, Both, Eighth, Teeth, South, North,  
Breath

2 If produced correctly, say each word 3 times.

Aftermath, Beneath, Dishcloth, Eightieth,  
Goldsmith, Mammoth

Each time all of the above are CORRECTLY completed, put an X in a box!

--	--	--	--	--	--	--	--	--	--	--	--	--	--	--

when all the boxes are checked, tear off this page and bring it in to your speech therapist!

\*Do not tear off until all of the above can be correctly produced with less than 2 errors\*

# PHASE 9

# Final /TH/ Sound

## Each Day

1. Say each word 1 time.

Aftermath, Beneath, Dishcloth, Eightieth,  
Goldsmith, Mammoth

2 If produced correctly, say each phrase 2 times.

The aftermath, It's beneath, A dishcloth, His  
eightieth, The goldsmith, He's mammoth

Each time all of the above are CORRECTLY completed, put an X in a box!

--	--	--	--	--	--	--	--	--	--	--	--	--	--	--

when all the boxes are checked, tear off this page and bring it in to your speech therapist!

\*Do not tear off until all of the above can be correctly produced with less than 2 errors\*

# PHASE 10

# Final /TH/ Sound

## Each Day

1. Say each phrase 1 time.

The aftermath, It's beneath, A dishcloth, His  
eightieth, The goldsmith, He's mammoth

2 If produced correctly, say each sentence 2 times.

The child is good at math, We all live on earth,  
He sat in a booth, There is the cloth, She will  
celebrate her fortieth birthday, It is  
underneath the table, That is a pretty  
tablecloth

Each time all of the above are CORRECTLY completed, put an X in a box!

--	--	--	--	--	--	--	--	--	--	--	--	--	--	--

when all the boxes are checked, tear off this page and bring it in to your speech  
therapist!

\*Do not tear off until all of the above can be correctly produced with less than 2 errors\*

# PHASE 11

# Final /TH/ Sound

## Each Day

1. Say each sentence 1 time.


The child is good at math, We all live on earth,  
He sat in a booth, There is the cloth, She will  
celebrate her fortieth birthday, It is  
underneath the table, That is a pretty  
tablecloth

2 Listen to your /TH/ sounds while you are talking during  
the day. Correct your /TH/ sounds 3 times today.


Each time all of the above are CORRECTLY completed, put an X in a box!

--	--	--	--	--	--	--	--	--	--	--	--	--	--	--

when all the boxes are checked, tear off this page and bring it in to your speech  
therapist!



# YOU DID IT!



## **PHASE 12**



# TERMS OF USE

Purchasing this product gives the right for ONE person to use this product in the classroom or therapy. If more than one person is interested in using this product, please purchase additional licenses at my TPT store. It is illegal to reproduce, sell, email or post any part of this product online.

All rights to this product are reserved by ©Jennifer Bradley at [www.speechtherapyfun.com](http://www.speechtherapyfun.com).

Thank you for respecting my hard work.



**Copyright**  
Fonts and Clip Art  
used in this product  
were made by

