




Thank you for purchasing my product! I really hope that you and your students love it! If you were interested in this product, you might also be interested in these products.



Visit my social media sites for freebies, ideas, giveaways and more!



Directions

- 1) Cut out all flip book pages (pages 4-13). There should be 13 pages total after they are cut apart (12 Phase pages and one cover page).
- 2) Have the students color their cover page.
- 3) Lay the Phase 12 page on the table. Then place the Phase 11 page on top of it. Line up the top of the pages, so that the 'Phase 12' wording shows at the bottom.
- 4) Then, lay the Phase 10 page on top of Phase 11 and so on.
- 5) After Phase 1 is on top of all the other pages, place the cover on top.
- 6) Staple the top of the flip book (staple horizontally), so that it creates a flip book.
- 7) Have the students take the flip books home along with the parent note (page 3).

* When students bring back one of their flip book pages, I usually give them a sticker. You can come up with your own way of motivating your students to bring the completed pages back to school.

Dear Parent(s)/Guardian(s),

I currently am working with your child to help him/her correctly produce the _____ sound. It is so important that you also work with your child at home. Children who continue to practice their sounds at home (and not just in the speech room) tend to make significantly more progress. In order to help you and your child practice, I am sending home an Articulation Homework Flip Book. Here is how it works.

- 1) Hang the flip book in a prominent spot in your home. For example, the refrigerator or your child's bedroom door.
- 2) Start with Phase 1 and complete the directions. Each time, your child completes the directions on the page, he/she can check off one of the 15 boxes.
- 3) Once all of the boxes on Phase 1 are checked off, rip off that page and send it back to school (I want to see your child's progress)!
- 4) Continue this process until your child completes all 12 phases! If all of these phases are completed, your child should be correctly producing this sound!

*Continue to practice the current phase until your child makes less than 2 mistakes (even if all the boxes are checked off). Once your child can CONSISTENTLY complete the entire phase with less than 2 mistakes, you can rip off that phase.

* Make a goal of doing this homework 3-4 times per week. Try to check off all 15 boxes within 1 month! It should only take around 5 minutes, but every little bit helps!

Thank you for your help!

Sincerely,

Initial /Z/ Sound

Say the Z sound by putting your teeth together, touch your tongue to your front teeth and vibrate your voice.

Each Day

1. Make the /Z/ Sound 5 times.
2. If produced correctly, say the following syllables 3 times each.
ZAE (Zany), ZA (Zap), ZEE (Zebra), ZE (Zest), ZIE (Xylophone), ZI (Zip), ZO (Zone), ZUE (Zoo)

Each time all of the above are CORRECTLY completed, put an X in a box!

--	--	--	--	--	--	--	--	--	--	--	--	--	--	--

when all the boxes are checked, tear off this page and bring it in to your speech therapist!

PHASE 1

Initial /Z/ Sound

Each Day

1. Say each phrase 1 time.
I'm Zack, He's zany, A zealous, The zebra, Will zigzag,
My zombie, It's zooming, Some zoning
2. If produced correctly, say the following phrases 2 times each.
It went zap, Add some zest, I have zero, It's a zillion,
Name is Zorro, To the zoo, In the zone

Each time all of the above are CORRECTLY completed, put an X in a box!

--	--	--	--	--	--	--	--	--	--	--	--	--	--	--

when all the boxes are checked, tear off this page and bring it in to your speech therapist!

Do not tear off until all of the above can be correctly produced with less than 2 errors

PHASE 5

Initial /Z/ Sound

Each Day

1. Say each syllable 2 times.

ZAE (Zany), ZA (Zap), ZEE (Zebra), ZE (Zest), ZIE (Xylophone), ZI (Zip), ZO (Zone), ZUE (Zoo)

2. If produced correctly, say the following words 3 times each.

Zany, Zap, Zing, Zest, Xylophone, Zip, Zone, Zoo

Each time all of the above are CORRECTLY completed, put an X in a box!

--	--	--	--	--	--	--	--	--	--	--	--	--	--	--

when all the boxes are checked, tear off this page and bring it in to your speech therapist!

PHASE 2

Initial /Z/ Sound

Each Day

1. Say each word 1 time.

Zack, Zany, Zealous, Zebra, Zigzag, Zombie, Zooming, Zoning

2. If produced correctly, say the following phrases 2 times each.

I'm Zack, He's zany, A zealous, The zebra, Will zigzag, My zombie, It's zooming, Some zoning

Each time all of the above are CORRECTLY completed, put an X in a box!

--	--	--	--	--	--	--	--	--	--	--	--	--	--	--

when all the boxes are checked, tear off this page and bring it in to your speech therapist!

Do not tear off until all of the above can be correctly produced with less than 2 errors

PHASE 4

ARTICULATION HOMEWORK

Initial /Z/ Sound

Each Day

1. Say each word 1 time.

Zany, Zap, Zing, Zest, Xylophone, Zip, Zone, Zoo

2. If produced correctly, say the following words 3 times each.

Zack, Zany, Zealous, Zebra, Zigzag, Zombie, Zooming,
Zoning

Each time all of the above are CORRECTLY completed, put an X in a box!

--	--	--	--	--	--	--	--	--	--	--	--	--	--

When all the boxes are checked, tear off this page and bring it in to your speech therapist!

Do not tear off until all of the above can be correctly produced with less than 2 errors

PHASE 3

Initial /Z/ Sound

Each Day

1. Say each phrase 1 time.

It went zap, Add some zest, I have zero, It's a zillion,
Name is Zorro, To the zoo, In the zone

2. If produced correctly, say the following sentences 1 time each.

He is a zoologist, She acts really zany, I saw a big zebra,
The football was in the zone, The jacket had a zipper, I
am scared of zombies, His name is Zack.

Each time all of the above are CORRECTLY completed, put an X in a box!

--	--	--	--	--	--	--	--	--	--	--	--	--	--	--

when all the boxes are checked, tear off this page and bring it in to your speech therapist!

Do not tear off until all of the above can be correctly produced with less than 2 errors

PHASE 6

Initial /Z/ Sound

Each Day

1. Say each sentence 1 time.

He is a zoologist, She acts really zany, I saw a big zebra,
The football was in the zone, The jacket had a zipper, I
am scared of zombies, His name is Zack.

2. Listen to your /Z/ sounds while you are talking
during the day. Correct your /Z/ sounds 3 times today.

Each time all of the above are CORRECTLY completed, put an X in a box!

--	--	--	--	--	--	--	--	--	--	--	--	--	--	--

When all the boxes are checked, tear off this page and bring it in to your speech therapist!

Do not tear off until all of the above can be correctly produced with less than 2 errors

PHASE 7

Final /Z/ Sound

Each Day

1. Listen to your beginning /Z/ sounds while you are talking during the day. Correct your beginning /Z/ sounds 3 times today.
2. If you correct your /Z/ sound 3 times today, say each of the following words 3 times.
Bears, Bees, Boys, Hose, Prize, Legs, Pigs

Each time all of the above are CORRECTLY completed, put an X in a box!

--	--	--	--	--	--	--	--	--	--	--	--	--	--

when all the boxes are checked, tear off this page and bring it in to your speech therapist!

Do not tear off until all of the above can be correctly produced with less than 2 errors

PHASE 8

Final /Z/ Sound

Each Day

1. Say each word 1 time.

Bears, Bees, Boys, Hose, Prize, Legs, Pigs

2 If produced correctly, say each word 3 times.

Advertise, Amaze, Babies, Challenges, Excuse,
Pillows, Applause

Each time all of the above are CORRECTLY completed, put an X in a box!

--	--	--	--	--	--	--	--	--	--	--	--	--	--	--

when all the boxes are checked, tear off this page and bring it in to your speech therapist!

Do not tear off until all of the above can be correctly produced with less than 2 errors

PHASE 9

Final /Z/ Sound

Each Day

1. Say each word 1 time.

Advertise, Amaze, Babies, Challenges, Excuse,
Pillows, Applause

2 If produced correctly, say each phrase 2 times.

I advertise, Will amaze, The babies, Some
challenges, Please excuse, Two pillows, An
applause

Each time all of the above are CORRECTLY completed, put an X in a box!

--	--	--	--	--	--	--	--	--	--	--	--	--	--	--

when all the boxes are checked, tear off this page and bring it in to your speech therapist!

Do not tear off until all of the above can be correctly produced with less than 2 errors

PHASE 10

Final /Z/ Sound

Each Day

1. Say each phrase 1 time.

I advertise, Will amaze, The babies, Some challenges, Please excuse, Two pillows, An applause

2 If produced correctly, say each sentence 2 times.

I like to exercise, They are always late, We love to read them stories, She likes to wear glasses, It will confuse him, Everyone likes to eat tacos

Each time all of the above are CORRECTLY completed, put an X in a box!

--	--	--	--	--	--	--	--	--	--	--	--	--	--	--

when all the boxes are checked, tear off this page and bring it in to your speech therapist!

Do not tear off until all of the above can be correctly produced with less than 2 errors

PHASE 11

Final /Z/ Sound

Each Day

1. Say each sentence 1 time.


I like to exercise, They are always late, We love to read them stories, She likes to wear glasses, It will confuse him, Everyone likes to eat tacos

2 Listen to your /Z/ sounds while you are talking during the day. Correct your /Z/ sounds 3 times today.


Each time all of the above are CORRECTLY completed, put an X in a box!

--	--	--	--	--	--	--	--	--	--	--	--	--	--	--

when all the boxes are checked, tear off this page and bring it in to your speech therapist!



YOU DID IT!



PHASE 12



TERMS OF USE

Purchasing this product gives the right for ONE person to use this product in the classroom or therapy. If more than one person is interested in using this product, please purchase additional licenses at my TPT store. It is illegal to reproduce, sell, email or post any part of this product online.

All rights to this product are reserved by ©Jennifer Bradley at www.speechtherapyfun.com.

Thank you for respecting my hard work.



Copyright
Fonts and Clip Art
used in this product
were made by

