














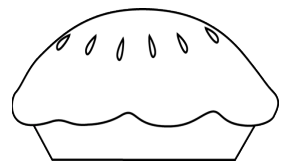
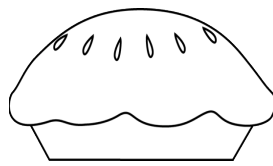
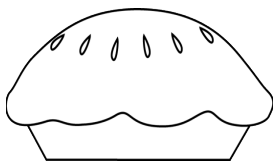
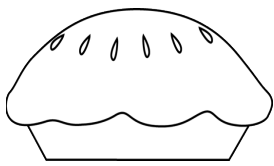
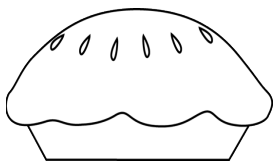



Name \_\_\_\_\_

# Thanksgiving Ordinal Numbers





## Directions for Thanksgiving Ordinal Numbers and Listening Skills


Write your name at the top of the paper.

Put your finger on the hat with the number 1 on it. This is the first hat.


1. Color the third hat black.
2. Put your finger on the first pie. Color the fifth pie brown.
3. Put your finger on the first turkey. Color the second turkey with your favorite color.
4. Put your finger on the first girl. Draw a red circle around her.
5. Put your finger on the first boy. Put a blue line under him.

Name \_\_\_\_\_

# Thanksgiving Listening Skills



Directions for  
Thanksgiving Listening  
Skills and Ordinal  
Numbers



1. Write your name with a green crayon.
2. Put a black X on the first person.
3. Color the third person's clothes red.
4. Color the second person's hair yellow.
5. Circle the smallest sail with a purple crayon.
6. Color the last person's hat brown.
7. Color 3 waves blue.